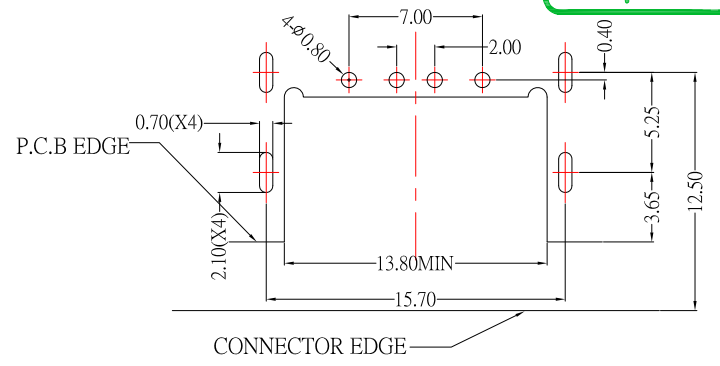


SUA-110E29x-x-S236

Shell Material :
 Blank : Brass
 I : SPCC

Color :
 White : W
 Black : B



RECOMMEND P. C. B LAYOUT COMPONENT

SPECIFICATIONS

Electrical:

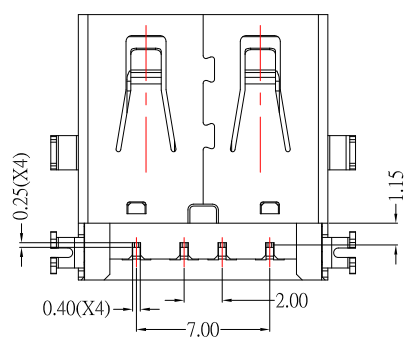
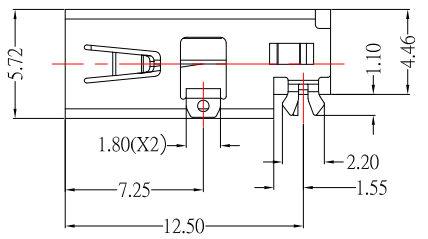
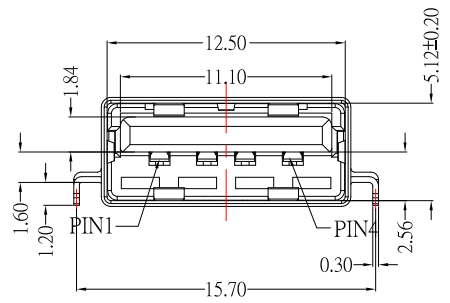
- 1.Voltage Current Rating: 1.8 A
- 2.Contact Resistance: 30 mΩ Max
- 3.Insulation Resistance: 100 MΩ Min
- 4.Dielectric Withstanding Voltage: 100 V AC

Material:

- 1.Housing: PBT
- 2.Contact: Copper Alloy
- 3.Shell: Brass / Spcc

Finish:

- 1.Contact: Plated Gold in Mating Area ;
Tin Plated on Solder Balls ;
Nickel under plated overall
- 2.Shell: Nickel under Plated surface layer



TOLERANCE UNLESS OTHERWISE STATED :
 Up to 5 ±0.2
 Above 5 ~ 15 ±0.3
 Above 15 ~ 30 ±0.4
 Above 30 ~ 50 ±0.5
 Angle ±0.3°

3RD. ANGEL'S

UNITS MM

DRAWN BY:	DATE	MAT'L	TITLE	CONNECTOR
Jack Lu	12/03/20		MODLE	USB AF DIP 沉板反向 H4.46mm無捲邊
CHECKED BY:	DATE	SCALE	DWG NO.	SUA-110E29x-x-S236
Jacky Chen	12/03/20	1 : 1	PART NO.	SUA-110E29x-x-S236
APPROVED BY:	DATE	SHEET NO.	1 of 1	
Tony Kao	12/03/20			

ITEM NO.	DESCRIPTION	DRAWN	DATE